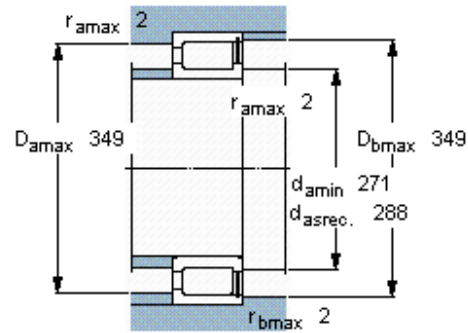
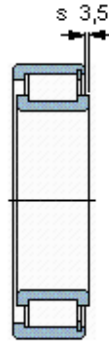
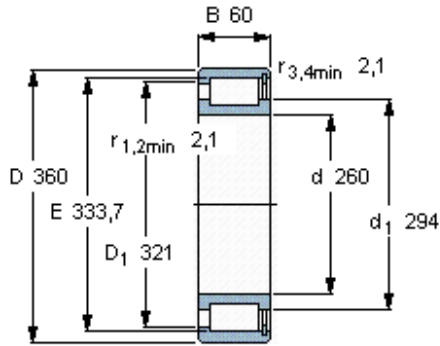


Cylindrical roller bearings, single row full complement

Principal dimensions			Basic load ratings		Speed ratings	Limiting speed	Designation
d	D	B	dynamic C	static C0	Reference speed		
mm			kN		r/min		-
<b>260</b>	360	60	737	1430	750	950	NCF 2952 CV



**Calculation factors**

$k_r$  0,2

$e$  0,3      $Y$  0,4